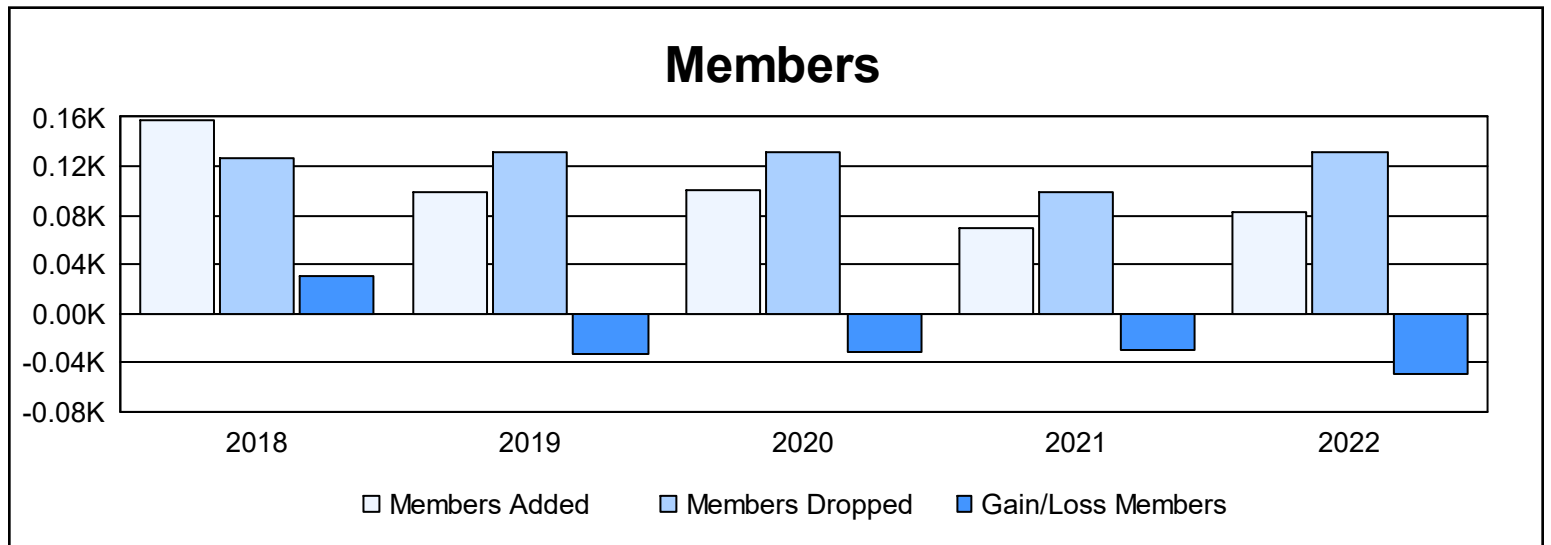

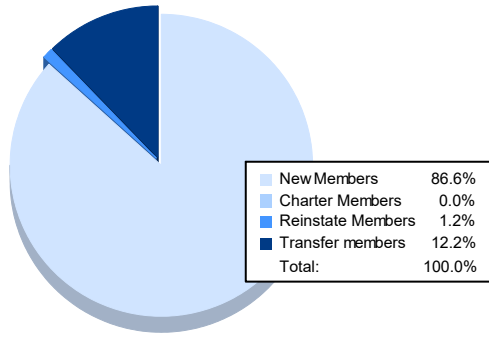


Year	New Clubs	Dropped Clubs	Gain/ Loss Clubs	New Members	Charter Members	Reinstate Members	Transfer Members	Total Member Added	Total Members Dropped	Gain/ Loss Members
2017-2018	2	0	2	97	46	5	9	157	126	31
2018-2019	0	0	0	88	0	0	11	99	132	-33
2019-2020	0	0	0	92	0	2	6	100	131	-31
2020-2021	0	0	0	59	0	5	6	70	99	-29
2021-2022	0	0	0	71	0	1	10	82	131	-49
Average	0	0	0	81	9	3	8	102	124	-22



Membership Composition June 2022 Cumulative



Gender Composition June 2022 Cumulative

